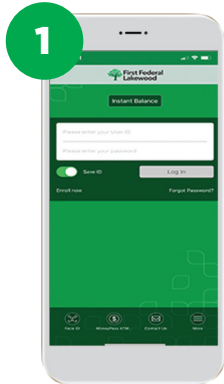
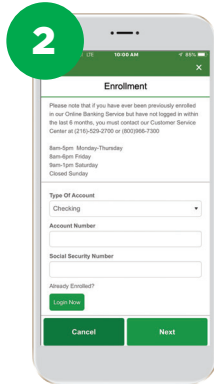


# Mobile Banking

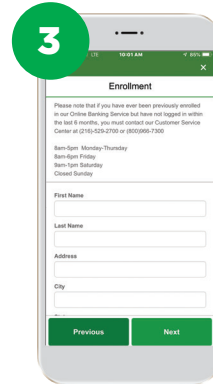
## On Device Enrollment



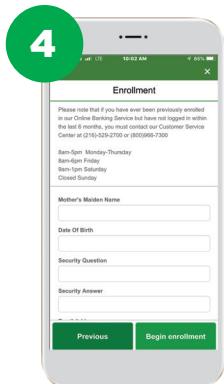
- Download the FFL Mobile Banking app
- Tap **"First Time User? Enroll Now"**



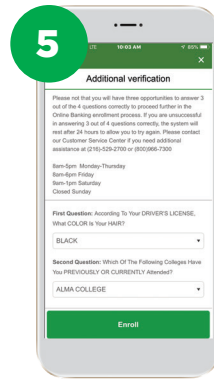
- Choose **Type of Account** from drop down menu
- Enter **Account Number** – if you have multiple accounts, all accounts will populate once enrollment is complete
- Enter **Social Security Number**
- Tap **Next**



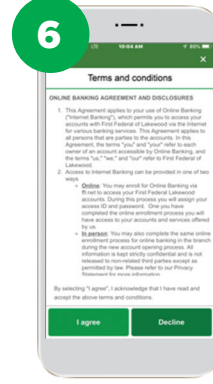
- Enter **First Name, Last Name and Address** associated with the account



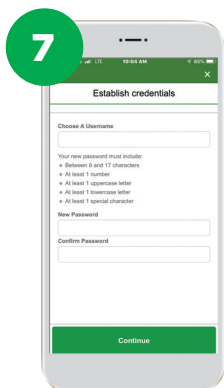
- Enter **Mother's Maiden Name**
  - Enter your **Date of Birth**
  - Create **Security Questions**
  - Enter **Security Answer**
  - Enter **Email Address**
  - Confirm **Email Address**
- Security Answers are case sensitive



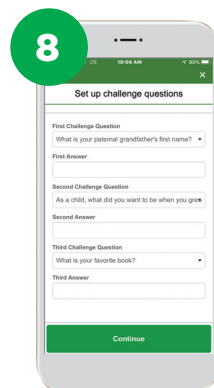
- Answer the four additional **Verification Questions**



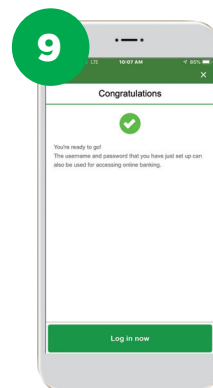
- Read **Terms and Conditions**
- Tap **I Agree** to continue



- Choose a **Username**
  - Enter a **Password**
  - Confirm **Password**
- Username and Password are case sensitive



- Choose **First Challenge Question** from drop down menu and enter **Answer**
  - Choose **Second Challenge Question** and enter **Answer**
  - Choose **Third Challenge Question** and enter **Answer**
- Security Answers are case sensitive



- Tap **Log in Now** and you will be directed to the Log in Screen to get started!

For more information visit [FFL.net/enroll](https://www.fpl.net/enroll), visit or call us today.

